



**RIPPA**<sup>®</sup>

# R520

Standard bucket capacity: 2.17m<sup>3</sup> | Rated power: 256kW/1800rpm |  
Operating weight: 50800kg





# RIPPA

## Keep evolving for the better

---

Rippa Machinery Group Co., Ltd. was established in 2006 and has passed the EU CE ISO9001 certification. It has been awarded the title of "Contract abiding and Reputable" in Shandong Province. The company has a domestic sales department and an international business unit, and the enterprise is developing towards diversification, multi industry, and collectivization

## We are Rippa

---

Rippa is a brand renewal and upgrade, reflecting our core concept of sustainable development and leaving a positive development footprint. Looking ahead, we will continue to provide innovative products and solutions to drive continuous progress in our world today.



# NEW POWER

Equipped with Cummins engines, providing more power support for driving. With a gentle roar, elegant start, strong and stable output power, it has been proven by the market .



## REDUCE FUEL CONSUMPTION



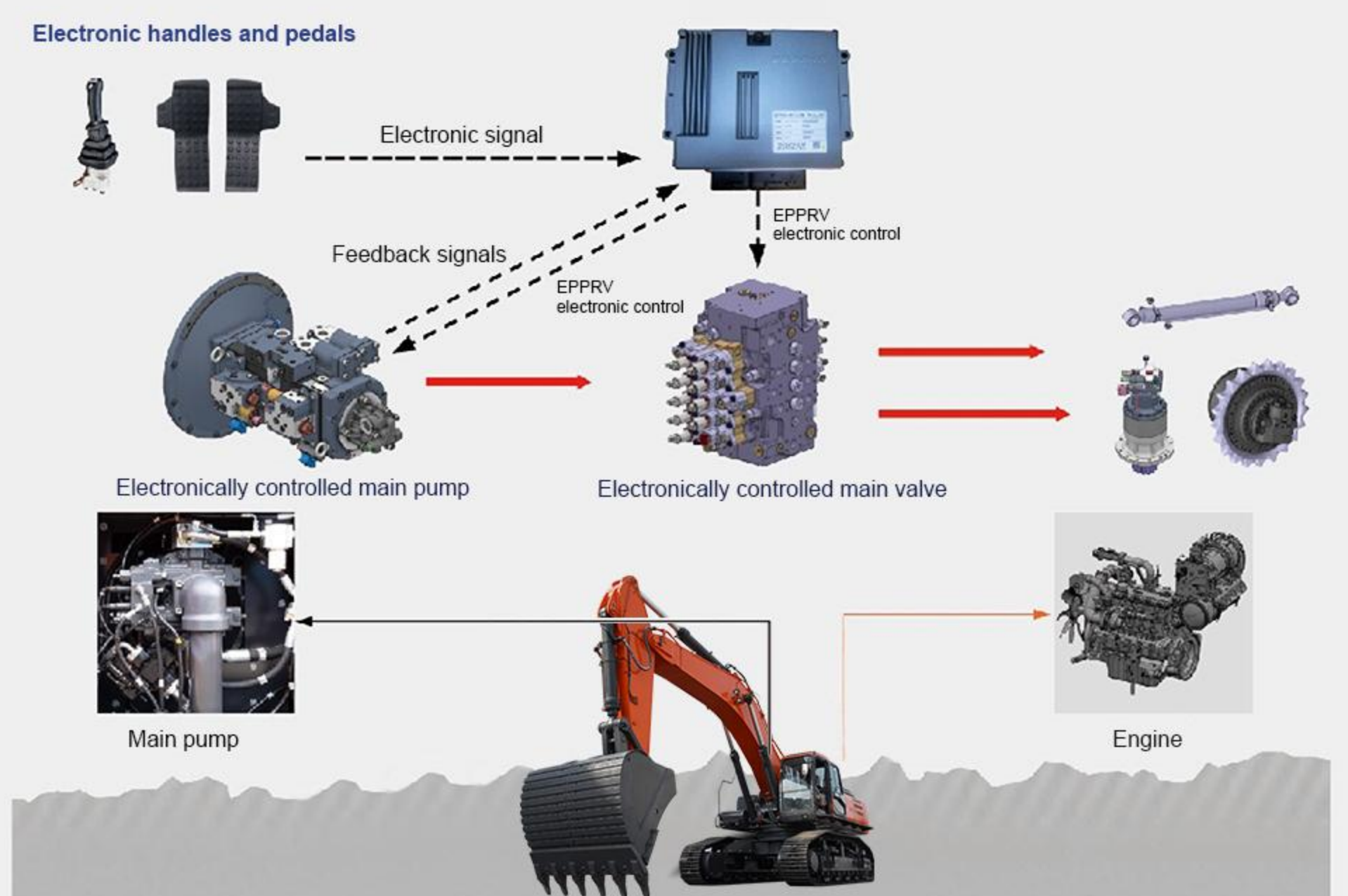
### Fully electronic hydraulic system

By electronically controlling the main pump and valve, precise control of hydraulic output is achieved, reducing system energy consumption losses and significantly reducing excavator fuel consumption.


### Upgraded system

The fully upgraded system adjusts the engine speed and main pump output torque in real time according to the intensity of the working conditions, making energy consumption control more precise and the fuel saving effect more obvious.

The above data are all obtained under ideal testing conditions, and there may be some deviations from the actual testing data for reference only.







## ENGINE

Manufacturer	Cummins
Power	256kw/1800rpm

### - Economically fuel-efficient, with enhanced power

- Adopting electronically controlled hydraulic system, reducing fuel consumption by 7% and pursuing efficient fuel economy
- Hydraulic main pump main valve fully electric signal control, fast action speed, improved efficiency, and maximized customer revenue
- Equipped with Cummins engine, it has strong power and is efficient and fuel-efficient.

### - Efficient production capacity and increased profits

- The high-efficiency engine combined with the large-capacity bucket and mine-type reinforced chassis comprehensively improves production capacity.
- The boom length can be selected to expand the operating range and make loading operations more convenient.
- The hydraulic system has been fully upgraded, the flow rate of the main pump has been greatly increased, and the crushing capacity has been enhanced.

### - High quality and durable

- The whole machine adopts original imported engine, main pump, main control valve travel and rotary motor, with reliable performance.
- Structural parts have been proven by the global market, can meet all-round competent working conditions, and are durable.

### - Comfortable cab

The design concept of "driver centered" greatly reduces the noise and vibration inside the cab; At the same time, it has an air conditioning system to meet the needs of operations in the four seasons, improving the comfort and convenience of operations



### POWER SYSTEM

It uses Cummins engines, which have high power and high performance of core components, and continue to maintain the performance advantages of the previous generation products; the engine cylinder combustion temperature is high, the fuel efficiency is significantly improved, and the power is strong; the exhaust emissions are environmentally friendly.



### HYDRAULIC SYSTEM

Multiple oil filtration systems such as hydraulic oil pumps enhance fuel filtration performance, greatly increase fuel usage, reduce energy consumption losses in the-system, effectively reduce fuel consumption, and save 7% fuel compared with the previous generation model.



### ROTARY MOTOR

The exquisite rotary motor can significantly reduce the swing and provide more powerful rotary torque, so as to achieve efficient working performance.



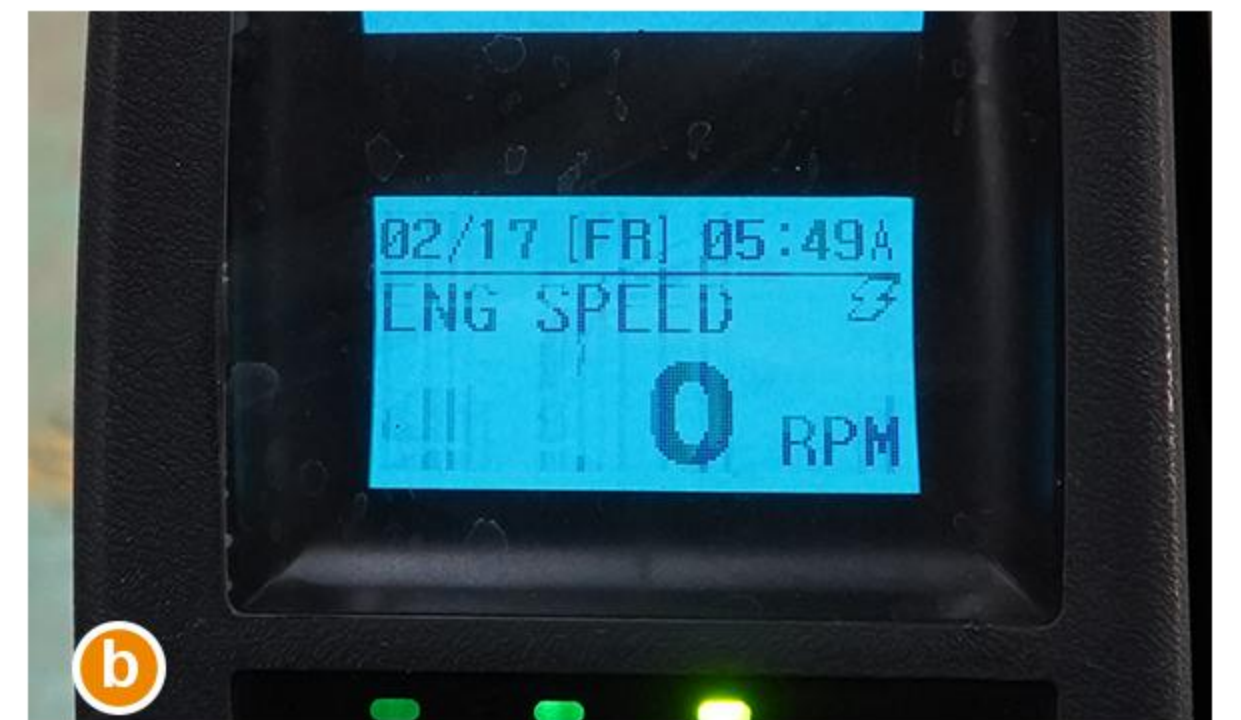
### STURDY CHASSIS

More reliable counterweight support and solid chassis ensure long-term stable operation of equipment.





**Ergonomic shock-absorbing seat**



**Multifunctional electronic instruments**

- a. Fuel consumption management: It can confirm the amount of oil and changes in hydraulic oil in the dashboard, and can also initialize the usage time and change the maintenance product replacement cycle
- b. Engine parameters: engine revolutions can be displayed on the instrument panel
- c. Machine voltage: The voltage can be viewed on the instrument panel
- d. Warning message confirmation: Equipment warning messages can be confirmed on the dashboard.



# COMFORTABLE AND SAFE DRIVING ENVIRONMENT

## CENTRALIZED BUTTON DESIGN

### a. Rotary throttle

- The rotary throttle has high precision, strong operation and more beautiful appearance.

### b. air conditioning panel

- The centralized design of the air conditioning panel can adjust the comfortable working environment according to the environment.

### c. auxiliary button

- The centralized design of auxiliary buttons greatly improves the convenience of equipment operation.

### d. car wireless radio

- You can listen to the radio and play music songs to provide a more comfortable working environment



## COMPREHENSIVE UPGRADE OF DRIVING QUALITY IMPROVED RIDE AND TACTILITY

### Comfort seat pilot operation

#### a. shock absorbing seat

Optimization and improvement of cab shock absorption effect to reduce fatigue caused by operation

#### b. Operating handle

Rounded handle, comfortable to hold, strong operability and more precise operation control

#### c. Security lock

Equipped with safety lock for safer operation





# CONVENIENT, FAST AND ECONOMICAL MAINTENANCE

New and convenient maintenance settings provide customers with convenient and fast usage conditions.



Filter elements are centrally arranged on the side of the cab to increase maintenance convenience.






# RELIABLE AND CONVENIENT MAINTENANCE SYSTEM

## The engine cover adopts humanized design

Continuing the design of maintenance convenience, repairs or inspections can be easily completed.



### 1. Big and small arms

The large and small arm links are strengthened, the plates are thickened, and the manufacturing process is improved. The welding type is replaced by the integrated casting type.

### 2. Cab protection cover can be installed

The high-strength and thickened protective net can effectively prevent stones from splashing during mining operations, making operations and driving safe and reliable.

### 3. Oil cylinder

The hydraulic oil cylinder with strengthened design and integrated design can reduce welding seams and prevent the oil cylinder from breaking easily.

### 4. Reliable weight bracket

The stronger counterweight bracket design can permanently protect the core components from damage, and the thickened cover plate and super-durable fixing bolts ensure its safety and stability.

### 5. Reinforced boom cylinder support

The cylinder support adopts a thickened and double-layer reinforced structure to effectively cope with the impact of crushing operations.



# MAIN SPECIFICATIONS

Model		R520
Machine working weight	lb (kg)	111760 (50800)
Bucket capacity	ft <sup>3</sup> (m <sup>3</sup> )	76.6 (2.17)
Boom length	in (mm)	279.5 (7100)
Arm length	in (mm)	131.9 (3350)
Slewing speed	(rpm)	(8.9)
Travel speed	mph (km/h)	1.86-3.48 (3.0-5.6)
Bucket digging force	lbf (kn)	64340/68297 (286.2/303.8)
Arm digging force	lbf (kn)	47817/50672 (212.7/225.4)
Maximum digging distance	in (mm)	476.8 (12110)
Maximum digging distance on the ground	in (mm)	467.1 (11865)
Maximum digging depth	in (mm)	307.1 (7800)
Maximum digging height	in (mm)	435 (11050)
Maximum unloading height	in (mm)	311 (7900)
Maximum vertical digging depth	in (mm)	173.2 (4400)
Total length for transport	in (mm)	477.6 (12132)
Total width for transport	in (mm)	131.6 (3342)
Total height for transport	in (mm)	145.7 (3700)
Total height of cab	in (mm)	131.9 (3350)
Ground clearance of counterweight	in (mm)	57.4 (1458)
Rear end turning radius	in (mm)	147.6 (3750)
Engine		Cummins QM11
Power	hp (kw)	344.3 (257)
Multi-way valve		HF
Hydraulic pump		Nakagawa/Kawasaki
Travel motor		ZHTE
Slewing motor		ZHTE



# SERVICE UPGRADE AND CAREFUL GUARDING

## Exclusive quality: RIPPA care



## Personal service and worry-free maintenance



### Fuel sulfur content testing

Help customers identify good and bad fuels and require the use of fuels with a sulfur content of less than 10 ppm.



### Urea concentration detection

To help customers identify good and bad urea, it is required to use a urea solution with a concentration of  $32.5\% \pm 0.7\%$ .



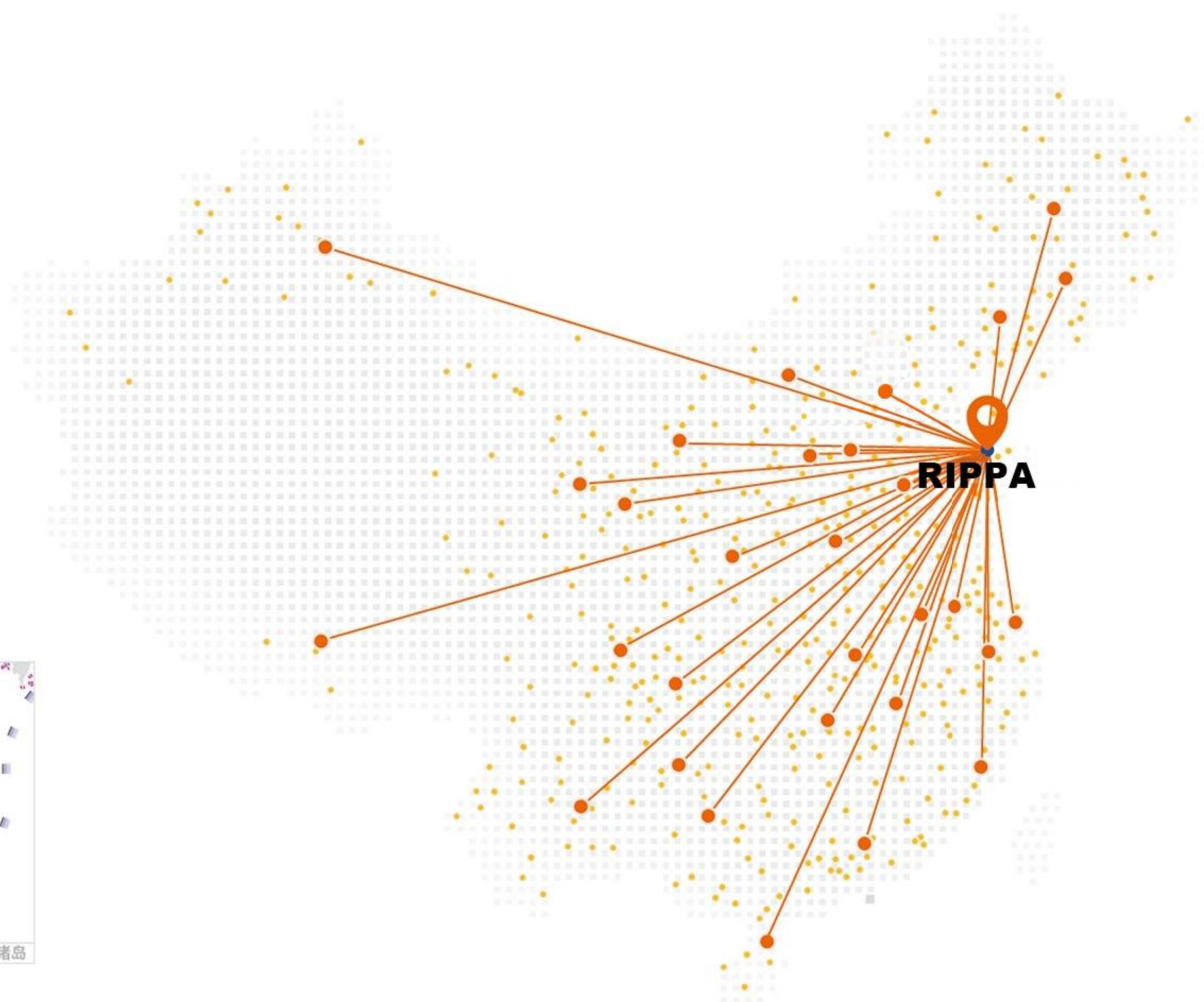
### Post-processing maintenance training

Help customers understand correct operation and maintenance methods to avoid misjudgments and failures caused by improper operation.



### DPF cleaning

During the warranty period, free cleaning service will be provided when a post-processing failure occurs for the first time.



## Nationwide sales and service network

RIPPA is always committed to providing customers with high-quality product after-sales service and support, and customized solutions can maximize customer needs.

- RIPPA Jining
- Dealer/Direct Sales
- Service outlets



Multiple ways to report for repairs  
(Telephone, WeChat,  
online customer service)



Expert seat  
Troubleshooting



Call center dispatch system



Service engineer mobile app



Intelligent service data system



# **WE ARE RIPPA**

Shandong Rippa Machinery Group Co., Ltd. is located in the Sixth Industrial Park, Jining high tech Zone, Shandong Province. It is a state-level high-tech enterprise with the right to import and export;

The company's employees are vigorous and enterprising, constantly creating the legend and glory of Rippa!

Powered by **Cummins**



**Shandong Rippa Machinery Group Co., Ltd.**

Add: No.6 Industrial Park, Chongwen Avenue 2166, Gaoxin District, Jining City, Shandong Province



[www.rippa.com](http://www.rippa.com)

Some specifications are based on engineering measurements and may deviate from actual conditions. Specifications are for comparison purposes only and are subject to change without notice. Specifications of individual Rippa equipment will vary based on normal variations in design, manufacturing, operating conditions and other factors. Some pictures of Rippa equipment are not limited to standard packages.