



RIPPA GROUP

WHEEL LOADER RL10



Comfort, easy operation, and all the power you need.

Rippa's next-generation RL10 wheel loaders are built to get the job done quickly, easily, and efficiently. They're built for comfort, with a new, high-visibility cabin. They're also built for simple and productive operation, even by operators with novice experience. And they're built for performance, with enhanced productivity features and power to spare.



RIPPA WHEEL LOADER

RL10

OPERATOR COMFORT/EASE OF USE

Redesigned inside and out, the RL10 wheel loaders boast a fully enclosed glass cabin for improved visibility, as well as a more ergonomic control layout.



A Semi-enclosed seat

Semi-enclosed adjustable seat enhances operator comfort. The padded seat can be moved forward or backward for optimal comfort.

B Hydraulic pilot operating handle

The ergonomically designed handle reduces operator exertion and fatigue during long-term operation, and provides smooth and precise control of hydraulic functions, allowing operators to perform tasks more accurately.

C Tilt steering

With a simple adjustment of the handle, the steering wheel can be tilted up or down to the most comfortable and efficient position for operators of all sizes

LED work light

LED lamps are shock-resistant and impact-resistant, and can be used for a long time in harsh working environments, greatly reducing maintenance costs. They ensure sufficient lighting when working in low light or at night, thereby improving work efficiency.

Fully open doors on both sides

The high-visibility cab is fully glass-enclosed, providing the operator with a panoramic view of the external environment, and the forklift forks can be clearly seen from the driver's seat. The full glass door and large windows provide excellent views to the left and right sides, while the rear window provides an unobstructed view when reversing. It is also equipped with a reversing image, which helps the driver understand the blind spot more clearly by displaying the real-time image behind the vehicle, reducing the risk of collision when reversing.

ROPS/FOPS cab and canopy

The cab is compliant with Rollover Protective Structure (ROPS) and Falling Object Protective Structure (FOPS), providing comprehensive safety for the operator, especially in hazardous working environments

Herringbone tires

The herringbone pattern design provides strong traction, especially on soft or muddy ground, ensuring the equipment can travel stably on various complex terrains.

New interior design

The spacious cabin's ergonomic layout is designed to keep you working comfortably from start to finish.

Display Instruments

The display instrument provides the driver with key operating data of the machine, helping the driver to understand the status of the machine at any time

Ventilation Fan

Cabin fans help improve air circulation in the vehicle, especially in a closed cab, ensuring fresh air and improving driver comfort



PERFORMANCE

Long reach and excellent lifting power ensure superior performance for a wide range of loader tasks.



Working range

A long reach and high clearance make all types of material handling jobs easy. The high clearance lets you load trucks with ease, while the superior reach makes pallet fork operations faster and more efficient.

Arm tilt /Parallel movement


Transporting a fully loaded pallet with the pallet fork, Kubota's arm tilt/parallel movement structure keeps the load upright and steady, even while raising or lowering the lift arm.

Powerful lifting capacity

An improved lifting force provides smooth operation for both RL10, while lifting and handling material in a variety of applications.

Multi-function operating lever


All major loader functions are on a single lever that is easy to operate with just one hand, both on the RL10. The 2-step speed control switch lets you quickly change speeds, allowing you to operate at optimum efficiency for the task at hand.



Lifting height:
3500mm

Equipped with Changchai (Euro III) engine

Optional Kubota v1505 (Euro V/EPA4) engine, with strong power, low noise, low vibration, easy maintenance and safety measures, capable of long-term stable operation in harsh environments.



Engine output power


33.5hp

Differential lock (100% On demand, front & rear)

Should the wheels start to slip, simply press the differential lock switch to immediately engage both front and rear wheels. The result is positive slip-free traction.

SERVICE

Simple maintenance ensures that your RL10 loaders are productive.



Easy maintenance

The engine bonnet at the rear opens wide, providing quick and easy access to the machine's main service areas. Items that require routine maintenance and service are within easy reach for fast and simple servicing. Quick-open panels on the right and left sides provide speedy access to the fuel refill (right side) and battery (left side). Other areas of the RL10 are also easy to service and maintain.

- A** Flip-up guard
- B** Pilot pump
- C** Heat sink
- D** Exhaust gas processor

New LED work lights

Bright LED work lights provide plenty of illumination for nighttime tasks.



Easy transportation

With an overall height of 2500MM or less, the RL10 fit easily under road bridges for fast and efficient transportation between job sites. Six tie-down points allow simple yet secure attachment to a truck bed for safety during transportation.

TOWING HOOK

Connect a towing rope or chain to enable the rescue vehicle to safely and effectively tow the faulty vehicle.

■ SPECIFICATION

			RL10
Specification	Overall weight(kg)	5500lb	2500kg
	L×W×H(mm)	102X65X98in	4500X1650X2500mm
	Rated bucket capacity(m3)	17.7ft ³	0.5m ³
	Rated load(kg)	2200lb	1000kg
	Lifting height(mm)	137.8in	3500mm
	Max. dump height (mm)	86.6in	2200mm
	Min. turning radius(mm)	84.6in	2150mm
	Max. turning radius(mm)	151.6in	3850mm
	Max. speed(km/h)	12.4mph	20km/h
	Heater		Yes
	Reverse image		Yes
Engine	Model		CHANGCHAI ZN390Q
	Type		Vertical, In-line, Water cooling, four-stroke diesel engine
	Rated power(kw)	33.5hp	25KW
	Optional engine		Kubota V1505 (Europe 5/EPA4)
Transmission system	Type		Torque converter + gearbox + drive shaft + drive axle
	Gear shift		2 gears ahead, 2 gear astern
Hydraulic system	Working pressure	2320.6psi	16Mpa
	Working flow		32ml/r
	Walking flow		16ml/r
Tank capacity	Hydraulic tank capacity	15.85gal	60L
	Fuel tank capacity		60L
Steering system	Type		Hydraulic steering
	Steering angle		35°
Tires	Standard tires		31*15.5-15
	Optional tires		400/60-15.5

- Please read the instruction manual carefully and use the machine correctly.
- Always wear a seat belt when working. (ROPS specifications only)
- If you are operating construction machinery with a machine mass of less than 3 tons, you must take the "Special Training for Vehicle-Mounted Construction Machinery Operation" course beforehand. If the machine mass is 3 tons or more, you must take the "Vehicle-Mounted Construction Machinery Operation Skills Course".
- To prevent breakdowns and accidents, be sure to inspect the machinery regularly.
- Specific voluntary inspections are required to be carried out by an inspection company registered with the Minister of Health, Labor and Welfare or the Director-General of the Labor Standards Inspection Bureau.

WE ARE RIPPA

Shandong Rippa Machinery Group Co., Ltd. is located in the sixth industrial park of Jining High-tech Zone, Shandong Province. It is a state-owned high-tech enterprise with import and export rights.

The company's employees are energetic and enterprising, constantly creating the legend and fame of the rippa!



Shandong Rippa Machinery Group Co., Ltd.

Address: No. 6 Industrial Park, 2166 Chongwen Avenue, Gaoxin District, Jining City, Shandong Province

Some specifications are based on engineering measurements and may differ from actual conditions. Specifications are for comparison purposes only and are subject to change without notice. Specifications of individual Rippa devices may vary due to normal variations in design, manufacturing, operating conditions and other factors. Some images of Rippa devices are not limited to standard packages.



www.rippa.com