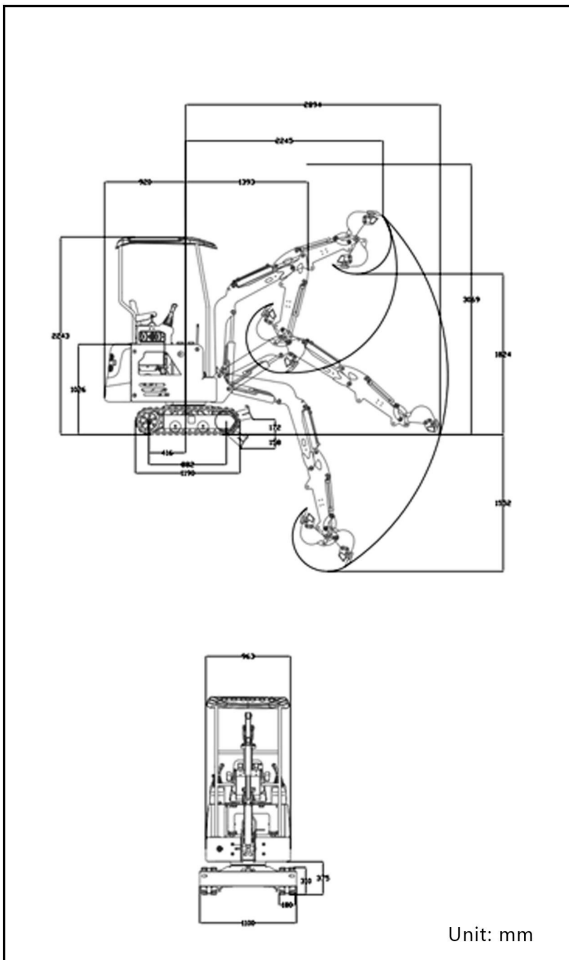


■ Schematic diagram of work area



■ Specification

Basic performance parameters	Machine working weight (kg)	1107
	Bucket capacity (m³)	0.04
	Travel speed low/high speed (Km/h)	0-1.44
	Gradeability (%)	30%
	Ground pressure (Kpa)	23.43
	Maximum digging force (kN)	12.5
	Maximum digging radius (mm)	2894
	Maximum digging depth (mm)	1552
	Maximum digging height (mm)	2481
	Maximum unloading height (mm)	1824
Body	Transport length (mm)	2313
	Transport width (mm)	937
	Transport height (mm)	2243
	Counterweight ground clearance (mm)	374
	Bucket width (mm)	400
	Boom length (mm)	1477
	Arm length (mm)	961
	Bulldozer blade width (mm)	1100
Engine	Engine brand:	kubota
	engine model:	D722
	Maximum horsepower (ps):	13.97
	Maximum power (Kw):	10.2
	Maximum speed(rpm):	2500
	Displacement:	0.719
	Number of cylinders:	3
	cooling method:	Water cooling
	Engine oil replacement volume (L):	3.5
	Fuel form:	diesel fuel
	Fuel label:	No. 0/-10
	Theoretical fuel consumption (L/h):	1.1-1.5

Hydraulic system

Main pump type/model	Gear pump/310	Rated set pressure (Mpa)	18MPa
Main pump brand	Tianjin walking/Parker	Maximum set pressure (Mpa)	20MPa
Main pump maximum flow (L/min)	24	Travel hydraulic motor type	BM6-315
Multi-way valve	8-way pilot valve	Travel motor brand	鎮江大力

- Please read the instruction manual carefully and use it correctly.
 - Be sure to fasten your seat belt during operation. ※Except for soft top specification
 - When driving construction machinery with a body weight of less than 3t, please receive "special education on driving construction machinery for vehicles" in advance, and be sure to participate in "skills training for driving construction machinery for vehicles" if it is more than 3t.
- R328 According to the conditions of the Occupational Safety and Health Act, the body mass may reach 1107kg
- In order to prevent breakdowns and accidents, be sure to check the machine regularly.



**EXCELLENT PERFORMANCE
FULLY MEET THE NEEDS OF
VARIOUS USERS.**




EXCELLENT BASIC PERFORMANCE



[KUBOTA ENGINE]

Powerful performance in a compact design. The excellent performance brought by the extra torque greatly contributes to the improvement of workability. At the same time, low fuel consumption, low vibration, low noise, and consideration for the environment have been achieved at a high level.



[Plastic diesel tank]

Higher cleanliness, corrosion resistance and aging resistance



[LARGE SUSPENSION SEAT]

The seat mounting plate can be flipped up, and the internal structure can be inspected by flipping up



[STATUS DISPLAY TABLE]




It can display engine speed, oil pressure, water temperature, fuel quantity, etc.



[REPLACE ASSISTIVE DEVICE MODE] (standard configuration)

When replacing auxiliary equipment such as hydraulic quick changers, breakers, and wood grabbers, you can easily replace them by pressing the button, which is convenient and quick.

Reliable working performance



Product Highlights

[TUBING BUILT-IN]

The oil pipes are all located inside the boom and the broken oil pipes are protected by steel coil springs. The oil pipe is not easy to be damaged and has a longer service life.



[Walking pole]

The walking rod can be pushed by hand or stepped on by foot, so that both walking and work are correct, which greatly improves the work efficiency.



[Add retainer to support wheel]

The rollers add retaining rings, the frame is not stressed, and the use time is long. There are 6 rollers in the whole vehicle, which is more stable and the track is not easy to fall.



[Dash board]

The right armrest box is equipped with an on-board instrument—an integrated multi-function instrument, which can display various parameters such as working hours, oil volume, and hydraulic oil volume. It is convenient to observe the status of the whole vehicle, maintain and manage the condition of the whole vehicle in time.




[Retractable track]

The retractable bottom plate can adapt to various working conditions.



[Easy to maintain]

All maintenance parts are at the back, and the rear guard is opened for maintenance and easy replacement.



EXCELLENT OPERABILITY AND COMFORT



WE ARE RIPPA

Shandong Rippa Machinery Group Co., Ltd. is located in the Sixth Industrial Park, Jining high tech Zone, Shandong Province. It is a state-level high-tech enterprise with the right to import and export;

The company's staff are vigorous and enterprising, and constantly create the legend and glory of the school!



Shandong Rippa Machinery Group Co., Ltd.

Add: No.6 Industrial Park, Chongwen Avenue 2166, Gaoxin District, Jining City, Shandong Province

Some specifications are based on engineering measurements and may deviate from actual conditions. Specifications are for comparison purposes only and are subject to change without notice. Specifications of individual RIPPA equipment will vary based on normal variations in design, manufacturing, operating conditions and other factors. Some pictures of RIPPA equipment are not limited to standard packages.



<https://www.rippa.com>